

# ADL2-040-IC850-ZS

Constant Current Isolated LED Driver

Output Power: **40W**

Output Current: **500-850mA** (dip switch selectable)



IP20



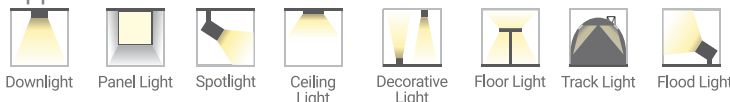
5 years warranty

## Product Features:

- Single channel isolated output, output current selectable by DIP switch.
- 3-in-1 dimming mode: 0-10V active signal, adjustable resistance, PWM
- Dimming range: 0.1-100%, smooth dimming, no flicker
- Built-in active PFC function
- Protections: Short circuit, Overload, Over voltage
- Suitable for indoor LED lighting application



### Applications:



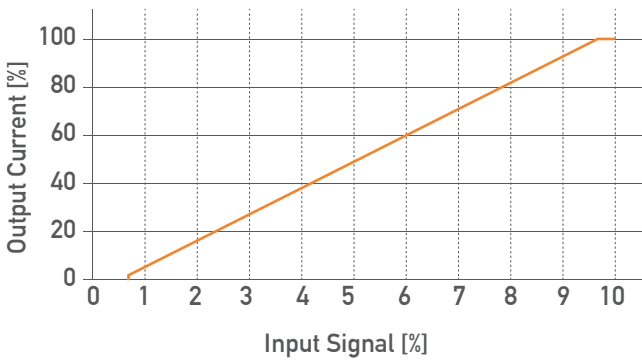
## Electrical specification:

Input	Voltage	120VAC-277VAC			
	Frequency	50/60Hz			
	Current	0.6Amax@120VAC			
	Efficiency	>87%@120VAC, Full load			
	PF	≥0.99@120VAC, Full load			
	THD (full load)	<10%@120VAC, Full load			
	Inrush Current	Cold start, 30A@120VAC			
Output	Current/Voltage/Power	500mA/9-48V/24W	600mA/9-48V/28.8W	700mA/9-48V/33.6W	800mA/9-48V/38.4W
		550mA/9-48V/26.5W	650mA/9-48V/31.2W	750mA/9-48V/36W	850mA/9-47V/39.95W
	Channel	1			
	No load output voltage	58V Max			
	Frequency	1KHz Min PWM			
	Current tolerance	±5%			
LF current ripple (<120Hz)	<3%				
Protection	Over Voltage	Hiccup, recovers after fault condition is removed			
	Over load	Hiccup, recovers after fault condition is removed			
	Short circuit	Close output, recovers automatically after fault removed			
Safety & EMC	Surge	L-N:1KV			
	Withstand Voltage	I/P-O/P: 3000VAC/1min/5mA; I/P-Gnd: 1500VAC/1min/5mA; O/P-Gnd: 500VAC/1min/5m			
	Safety standards	UL8750/UL1310/CSA25013,CSA class P			
	EMI Emission	EN55015, EN61000-3-2 Class C, IEC61000-3-3			
	EMC Immunity	FCC class B (120V) /class A (277V)			
Functions	Dimming	0-10V			
	Dimming range	0.1%-100% Dimming to off			
Other	Dimension (L*W*H),	4.76x1.73x1.04 in (121x44x26.5mm)			
	Packing Information	Net weight: 156g±5%/PCS; 50PCS/ Carton; 8.3kg±5%/Carton; Carton Size: 286x239x194mm			
	IP rating	IP20			
	Operating temp / Relative humidity	-20°C~+50°C, / 20~90% RH			
	tc	90°C			
	Lifetime	50,000h@tc:85°C			
Material	PC				

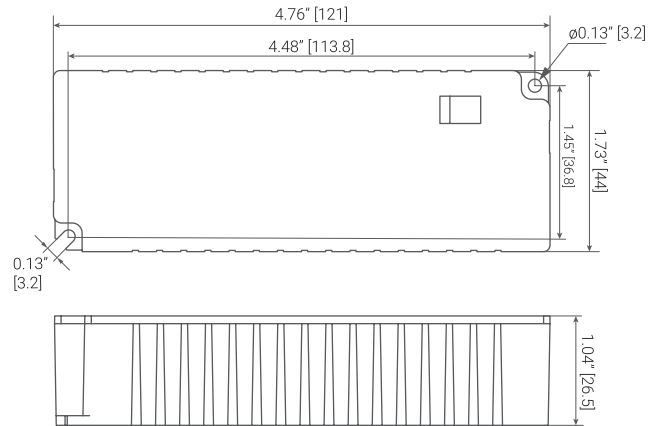
## Current Selection Table:

ON	OFF	1 2 3	1 2 3	1 2 3	1 2 3	1 2 3	1 2 3	1 2 3	1 2 3
		500mA	550mA	600mA	650mA	700mA	750mA	800mA	850mA
		9-48V	9-48V	9-48V	9-48V	9-48V	9-48V	9-48V	9-47V

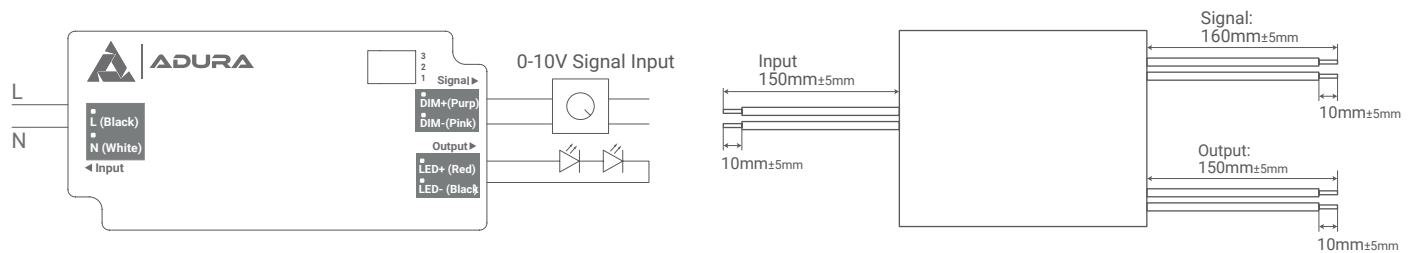
## Dimming Curve:



## Dimmensions:



## Wiring Diagram:



## Warranty:

Warranty period General Terms and Conditions <https://adurasolutions.com/warranty>

## Safety:

- Risk of electrical shock. May result in serious injury or death. Disconnect power before servicing or installing.**
- The LED driver may only be connected and installed by a qualified electrician. All applicable regulations, legislation, and building codes must be observed. Incorrect installation of the LED driver can cause irreparable damage to the LED driver and the connected LEDs.
- Pay attention when connecting the LEDs: polarity reversal results in no light output and often damages the LEDs.
- LED drivers are designed and intended to operate LED loads only. Powering non-LED loads may push the LED driver outside its specified design limits and is, therefore, not covered by any warranty.
- To guarantee sufficient convection cooling, **keep a minimum distance of 2" (50mm) or above** and lateral distance to other units. Good heat dissipation conditions extend product life. Install the product in a well-ventilated environment.
- Please make sure LED power supply output voltage, current is used to meet the product requirements.
- The current rating for the output cable must be rated higher than or equal to the output current of the power supply, refer to the product specifications.
- Please observe voltage drop over long cable lengths. Longer cable lengths increase EMI susceptibility.
- In case of malfunction, do not repair it.