

ADL2-020-IC700-ZS

Constant Current Isolated LED Driver

Output Power: **20W**

Output Current: **350-700mA** (dip switch selectable)



IP20




5 years warranty

Product Features:

- Single channel isolated output, selectable by DIP switch.
- 3-in-1 dimming mode: 0-10V active signal, adjustable resistance, PWM
- Input voltage of 120VAC~277VAC
- Dimming range: 0.1-100%, smooth, no flicker
- Protections: Short circuit, Overload, Over voltage
- Suitable for indoor LED lighting application



Applications:



Electrical specification:

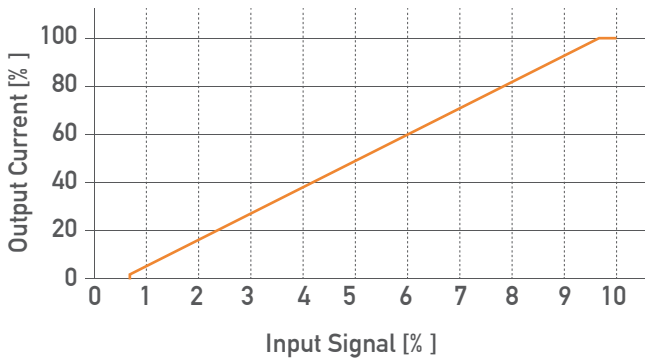
Input	Voltage	120VAC-277VAC			
	Frequency	50/60Hz			
	Current	0.22Amax@120VAC			
	Efficiency	85%@120VAC, Full load			
	PF	0.98@120VAC, Full load			
	THD (full load)	<12%@120VAC, Full load			
	Inrush Current	Cold start, 30A@120VAC			
Output	Current/Voltage/Power	350mA/9-45V/15.75W	450mA/9-44V/19.8W	550mA/9-36V/19.8W	650mA/9-30V/19.5W
		400mA/9-45V/18W	500mA/9-40V/20W	600mA/9-33V/19.8W	700mA/9-28V/19.6W
	Channel	1			
	No load output voltage	58V Max			
	Frequency	1KHz Min PWM			
	Current tolerance	±5%			
Protection	LF current ripple (<120Hz)	<3%			
	Over Voltage	Hiccup, recovers after fault condition is removed			
	Over load	Hiccup, recovers after fault condition is removed			
Safety & EMC	Short circuit	Close output, recovers automatically after fault removed			
	Surge	L-N:0.5KV			
	Withstand Voltage	I/P-O/P: 3000VAC/1min/5mA; I/P-Gnd: 1500VAC/1min/5mA; O/P-Gnd: 500VAC/1min/5m			
	Safety standards	UL8750 / UL1310 / CSA25013, CSA class P			
	EMI Emission	EN55015, EN61000-3-2 Class C, IEC61000-3-3			
Functions	EMC Immunity	FCC class B (120V) / class A (277V)			
	Dimming	0-10V			
Other	Dimming range	0.1%-100% Dimming to off			
	Dimension (L*W*H),	88x43x26.5mm			
	N. Weight	200g			
	IP rating	IP20			
	Operating temp / Relative humidity	-20°C~+55°C, / 20~90% RH			
	tc	90°C			
	Lifetime	50,000h@tc:85°C			
Material	PC				

Current Selection Table:

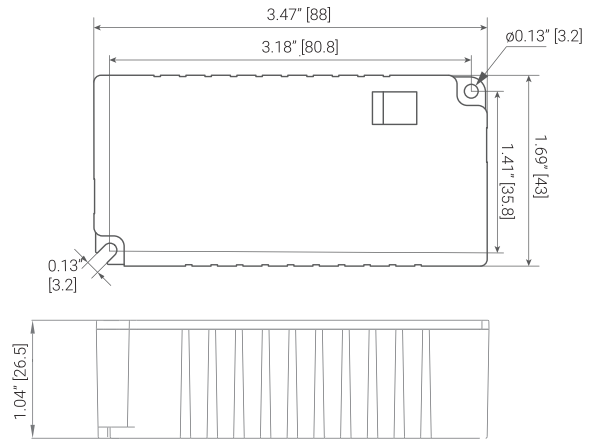
ON	OFF	1 2 3	1 2 3	1 2 3	1 2 3	1 2 3	1 2 3	1 2 3	1 2 3
		350mA	400mA	450mA	500mA	550mA	600mA	650mA	700mA
		9-45V	9-45V	9-44V	9-40V	9-36V	9-33V	9-30V	9-28V

Also available options with DALI dimming: ADL2-020-IC700-ZD and Phase-Cut dimming: ADL2-020-IC700-TS

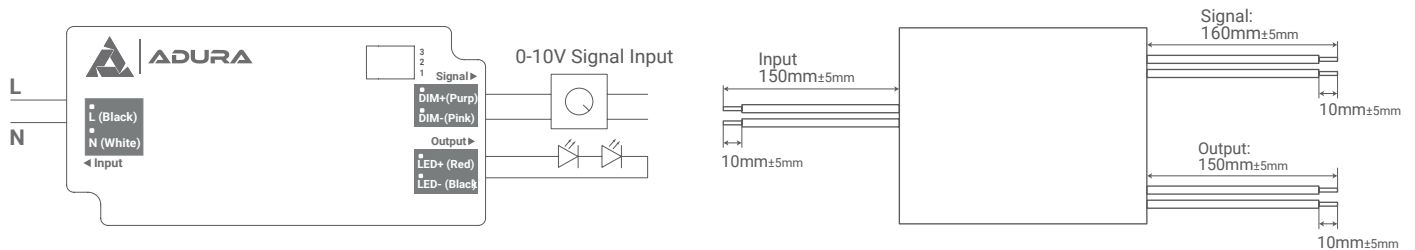
Dimming Curve:



Dimensions:



Wiring Diagram:



Warranty:

Warranty period General Terms and Conditions <https://adurasolutions.com/warranty>

Safety:

- Risk of electrical shock. May result in serious injury or death. Disconnect power before servicing or installing.**
- The LED driver may only be connected and installed by a qualified electrician. All applicable regulations, legislation, and building codes must be observed. Incorrect installation of the LED driver can cause irreparable damage to the LED driver and the connected LEDs.
- Pay attention when connecting the LEDs: polarity reversal results in no light output and often damages the LEDs.
- LED drivers are designed and intended to operate LED loads only. Powering non-LED loads may push the LED driver outside its specified design limits and is, therefore, not covered by any warranty.
- To guarantee sufficient convection cooling, **keep a minimum distance of 2" (50mm) or above** and lateral distance to other units. Good heat dissipation conditions extend product life. Install the product in a well-ventilated environment.
- Please make sure LED power supply output voltage, current is used to meet the product requirements.
- The current rating for the output cable must be rated higher than or equal to the output current of the power supply, refer to the product specifications.
- Please observe voltage drop over long cable lengths. Longer cable lengths increase EMI susceptibility.
- In case of malfunction, do not repair it.